

Jocelyn's PFP Journey



Table of Content

01

Self-Introduction

04

CCAs

02

Poly Journey

05

Doing well in studies

03

Achievements

06

Tips and Advices

Singapore Poly

Diploma in Business Administration,
Entrepreneurship.

Year 2

Jocelyn Phang

SINGAPORE
POLYTECHNIC | **SP**



Poly Journey



PFP

Class of JP02/21



Year 1

Class of DBA01
BETA Program



Year 2

DBA08
Entrepreneurship



Year 3

DBA08
Entrepreneurship
Internship

PFP

Class of AY2021 JP02/21

What will you learn:

- ❖ Basic Language
- ❖ Basic Math & Science (Physics)
- ❖ Presentation Skills
- ❖ Specialise module for your course

Requirement:

- ❖ Pass all modules



Year 1

Class of AY2122 DBA/01

What will you learn:

- ❖ Accounting
- ❖ Coding
- ❖ Excel
- ❖ Language
- ❖ Business skills

BETA Module is a default for DBA
and DCBP students



Cohesive Chaos



What are the takeaways from BETA:

- ❖ Valuable insights, knowledge and experience
- ❖ Hands-on experience on start-ups
- ❖ Acquired skill sets (Editing, Videography and Photography)
- ❖ Communication, teamwork and perseverance
- ❖ Meaningful and fun memories



Specialisation

Business Admin

30%

Marketing

No interview required

50%

International Trade

No interview required

20%

Entrepreneurship

Interview required,
experience recommended

Year 2 (Current)

Class of 22/23 DBA/08

Entrepreneurship:

- ❖ Creating our own brand
- ❖ Sourcing for suppliers and fundings
- ❖ Conducting intensive research and development
- ❖ Handling own financials
- ❖ Opening of Pop-ups and push-carts for publicity
- ❖ Pitching of business ideas



Fertifuel




Growing and learning:

- ❖ Video editing
- ❖ Website creation
- ❖ Product Design course
- ❖ 3D printing
- ❖ Pitching and public speaking skills



Achievements

- ❖ CEO of a team of 10
- ❖ CEO of a team of 5
- ❖ TF scale
- ❖ ICAEW First place
- ❖ Business Challenge



CCAs

- ❖ Singapore Poly Ambassadors
- ❖ Singapore Poly Entrepreneurship Club



CCAs



What I do to do well in my studies

Planning

Set a fixed
routine and
goals



Note-taking

Note important
pointers



Attention


Paying
attention in
class



Friends

Encouragement
and support
system

My Pillars of Support



My Pillars of Support



My Pillars of Support



Tips on Choosing Polytechnic Courses



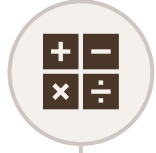
Step 01

Think about what you want to be and enjoy doing



Step 02

Shortlist courses base on your interest and hobbies



Step 03

Research on available courses polytechnics offer



Step 04

List your choices and go for it !

Advices & Tips (Student)

01

Attention

Pay attention in
class

03

Notes

Recognise your
learning style and
environment

04

Support

Having a reliable
pillar of support

02

Plan

Set realistic
timelines and
goals

04

Pauses

Essential to take
breaks. Start on a
fresh mind and re-
evaluate

Advices & Tips (Parents)

Be Involved

01

Know what your child is going through and feeling

Be Supportive

03

You are your child support system

Be Realistic

04

Do not push your goals and expectations onto your child

Be Empathetic

02

Empathise and try to understand your child

Be Considerate

04

Do not encourage competition and compare your child to others



THANK YOU

Everyone just try your
best and continue moving
forward ya

Jiayous yalls. Slayy👑