

# Briefing slides for Students

Groups 1, 2 and 3

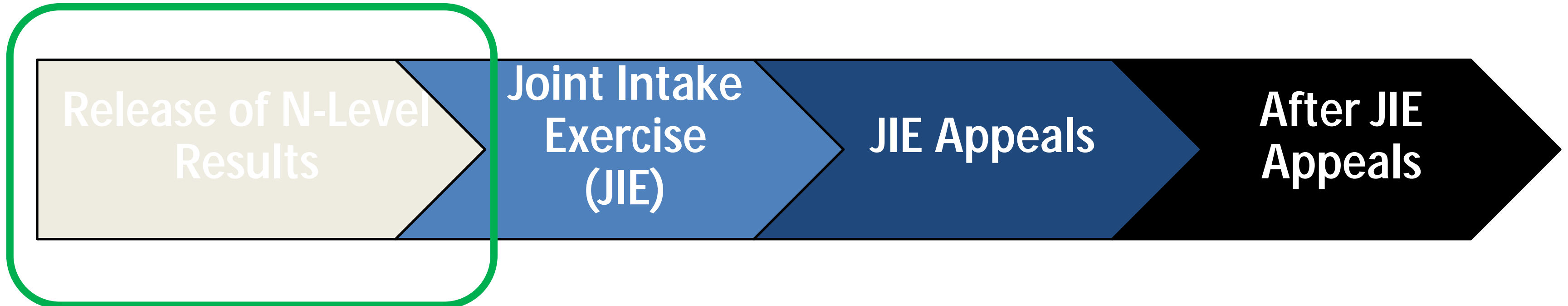
For Internal Circulation only



# Overview



# Release of N-Level Results



# Release of N-Level Results



## **What are some of the things that I enjoy doing? How would I describe my strengths and interests?**

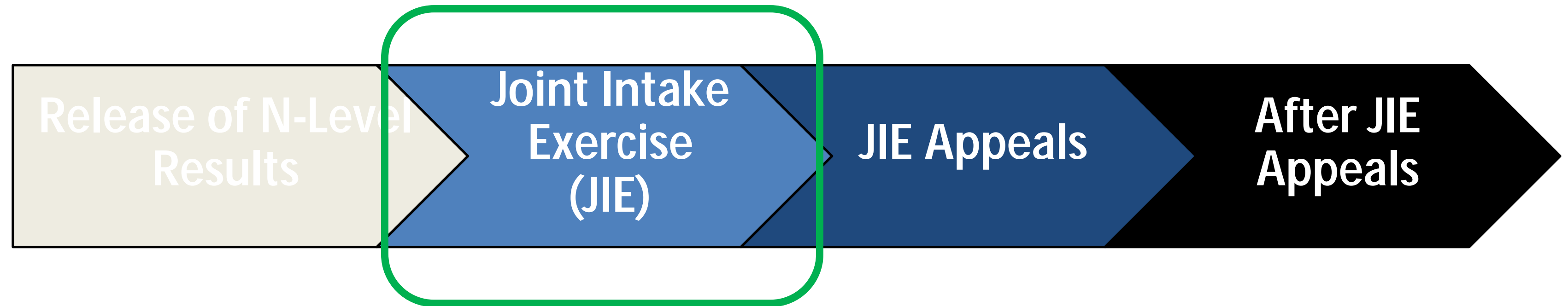
- Align your strengths and interests with relevant courses offered by various educational institutions.
- For instance, if you have an interest in engineering, healthcare, or design, you might find suitable courses at institutions such as ITE.



## **How will the programmes offered by education institutions further develop my strengths and interests?**

- Taking into consideration the net aggregate points of the courses in 2025 JIE, list all the institutions that offer courses that you are interested in.
- For example, if you are interested in business, you can list down the business courses offered by the ITEs, such as Business Administration or Accounting.
- You can also further categorise them into the various ITE locations – ITE College Central, ITE College East and ITE College West.

# Joint Intake Exercise (JIE)



# Joint Intake Exercise (JIE)



## Which courses should I choose?

### Apply in the 1st JIE main phase in December

- Fill in all your 12 JIE choices carefully based on your strengths, interests, and courses you are eligible for, as indicated in Form N.

### Use the published Last Aggregate Score as a guide

- Do note that the new 3-year Higher Nitec courses may not have any Last Aggregate Scores.
- You will be counter-offered a course if you do not receive any of your 12 choices.
- Students in N(T) may also consider JIE-E Courses.
- For more info on the application process, visit <https://www.ite.edu.sg/secondary-school-students/admissions/entry-qualifications/gce-n-level/for-gce-n-and-gce-o-students-jie-n>

# Joint Intake Exercise (JIE)

You can refer to CourseFinder on MOE's website (<https://www.moe.gov.sg/coursefinder>) for details on the various courses offered, including information on the subject-specific minimum entry requirements (MERs), and the net aggregate for specific courses based on previous year's JIE.



<https://go.gov.sg/coursefinder>



<https://go.gov.sg/moe-ecg-centre>

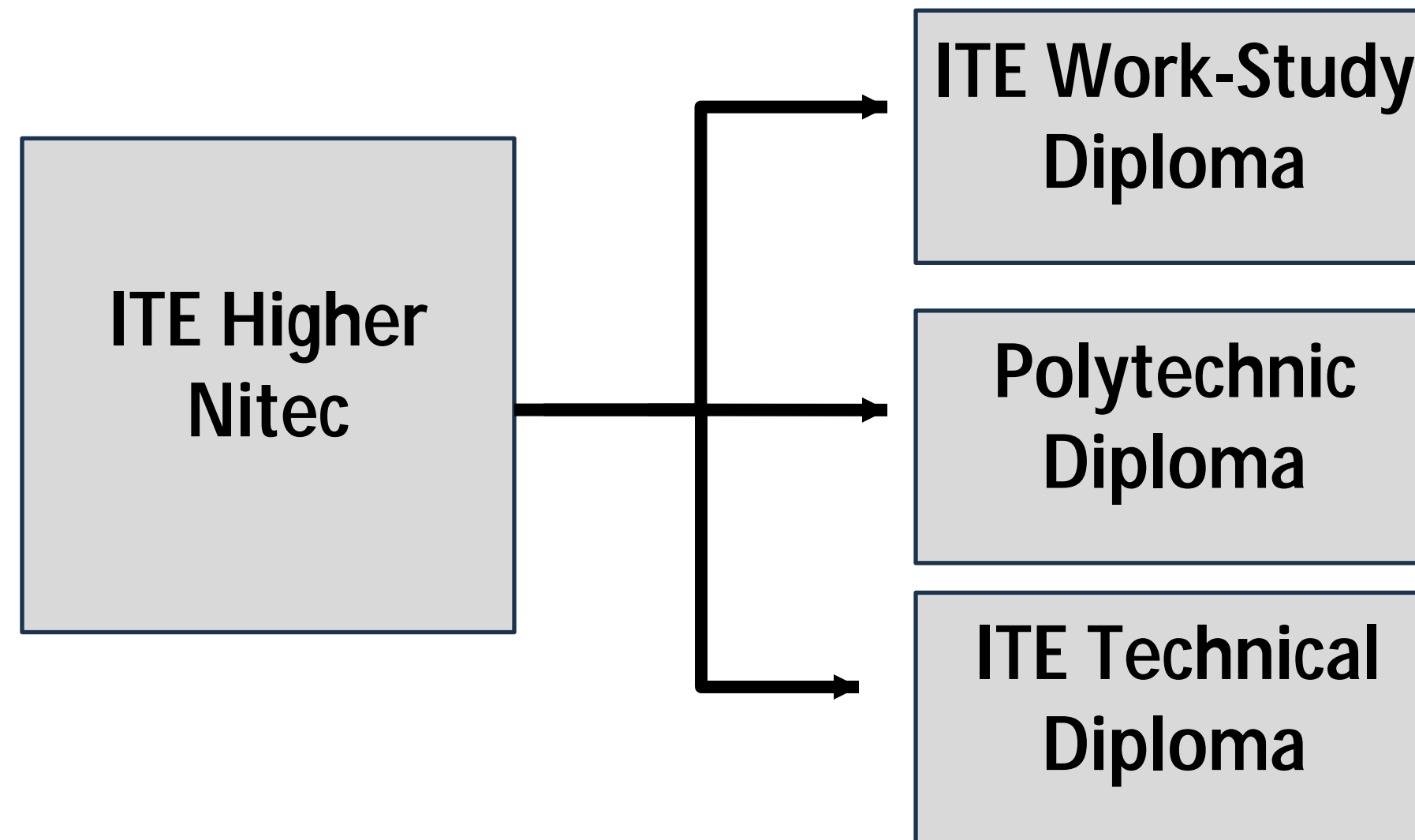
You may also consult your teachers or ECG Counsellor in your school about your next steps. Alternatively, you can make an ECG counselling appointment via the ECG Centre @ MOE at <https://go.gov.sg/moe-ecg-centre>. The ECG Centre @ MOE offers online or phone counselling services.



# Joint Intake Exercise (JIE) - Progression

**What's Next?**


**Progression from Institute of Technical Education (ITE)**





# Joint Intake Exercise (JIE) – Progression

## ITE Progression Award (IPA)

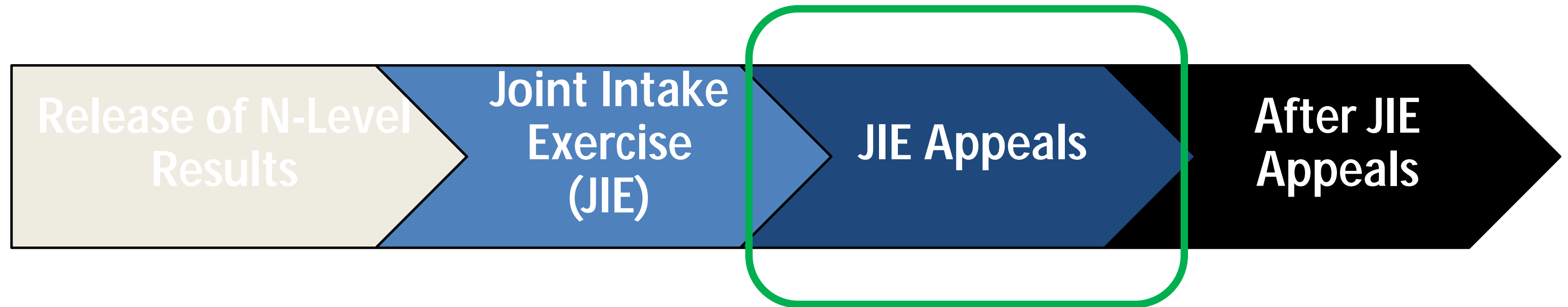


- On graduation from ITE, those who wish to pursue a diploma may be eligible for the IPA.
- Top-up of \$5000 to Post-Secondary Education Account upon enrolment in eligible diploma
- Top-up of \$10,000 to CPF Ordinary Account upon completion of diploma.
- Learn more from <https://go.gov.sg/ite-progressionaward>



<https://go.gov.sg/ite-progressionaward>

# JIE Appeals



# JIE Appeals

## Can I appeal for transfer to another course?

- If you have received a course offer, consider accepting the offer first. After accepting the original offer, you may then submit an appeal for one alternative course.
- Keep your options open as accepting the current course offer ensures that you have a place at an ITE to continue your studies while waiting for the appeal results.
- While all eligible appeals for transfer will be given due consideration, meeting the minimum entry requirements does not guarantee a place in the course, as admission is also subject to available vacancies in open competition.



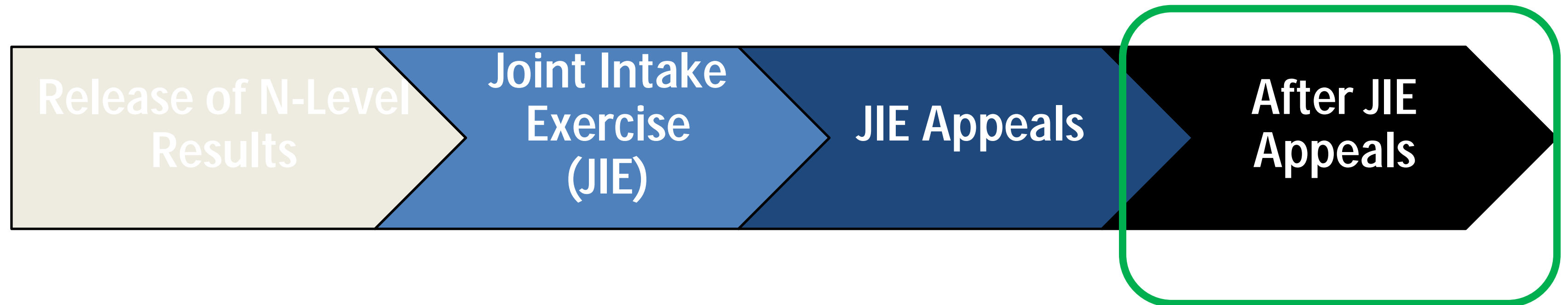
# JIE Appeals

## How do I appeal for a course?

- Submit your appeal via the ITE website: (<https://www.ite.edu.sg>). Please refer to the ITE website ([www.ite.edu.sg](http://www.ite.edu.sg)) for the appeal dates.
- Click on the tab – ‘**Apply for ITE Courses**’ and follow the steps on the website.
- For more advice, you can approach your school’s ECG counsellor.



# After JIE Appeals



# After JIE Appeals



## How do I check my JIE appeals outcome?

- Check the final result of your appeal at (<https://istudent.ite.edu.sg>) using the given web ID and password.
- Review your appeal outcome and carefully consider the course you are posted to.
- If you do not receive a posting by the end of JIE appeals, you will be offered an alternative course as an additional option.
- Consider accepting the alternative course, as it provides an opportunity to continue your studies.



## What happens if my appeal is unsuccessful?

- If your initial appeal is unsuccessful, you may submit another appeal online during the final appeal phase. Please refer to the ITE website for details on the dates.
- To explore possible options please make an appointment with your ECG Counsellor.

The GCE N-Levels is not the destination.

It is part of the process of **growing** and **learning**.

Opportunities are available when **you are open to possibilities**.





# Thank you

